

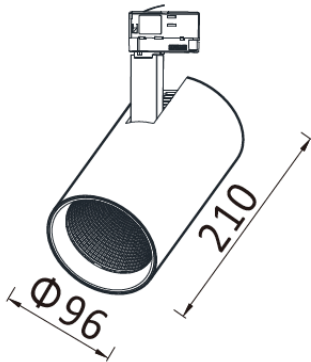


CARL ST-C448 (High Efficacy)

The Carl series offers a sleek range of LED track lights ideal for retail, hospitality and general display applications. Carl offers a versatile range of light head designs, illumination levels and beam angles. With our market-leading colour rendering and easy adjustability, we confidently recommend Carl as an ideal luminaire to bring out the best in your design.

All fixtures fit a standard three-circuit track and adjust through 90° vertical plane and 355° horizontal plane. Options include CCT colour, onboard or on-track driver, glass, elliptical lens and honeycomb diffusers, and barn door cut-off control.

Available in surface mount and suspended format.




Model	System Power (W)	Source Lumen (Lm) (CRI>90, 3000K)	System Lumen (Lm) / Beam Angle (CRI>90, 3000K)			
			Narrow (15°)	Medium (20°/19°)	Medium (41°)	Wide (60°/56°)
ST-C448-J	14	2016	1747	1702	1715	1699
ST-C448-K	23	3228	3085	3087	3040	2937

CRI	CCT	Material	LED Lifetime	Colour	Voltage	Dimming
>90	3000K/4000K	Aluminium	L80(12K) > 66,000 hrs L90 (12K) > 41,000 hrs	BK / WH	220-240V	Available on request



Accessories

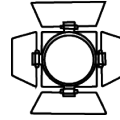
(available on request)



Honeycomb Louvre



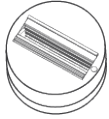
Elliptical Lens



Barn Door Louvre



Glass Lens

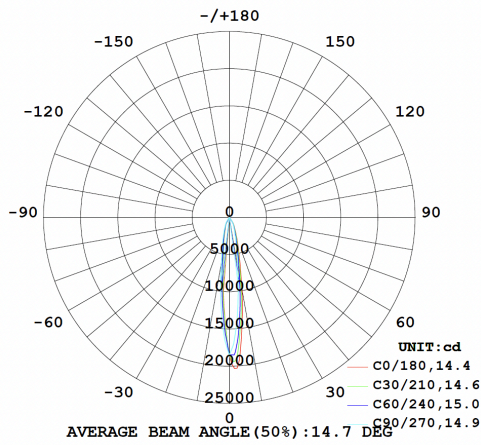


Surface Mounted Canopy

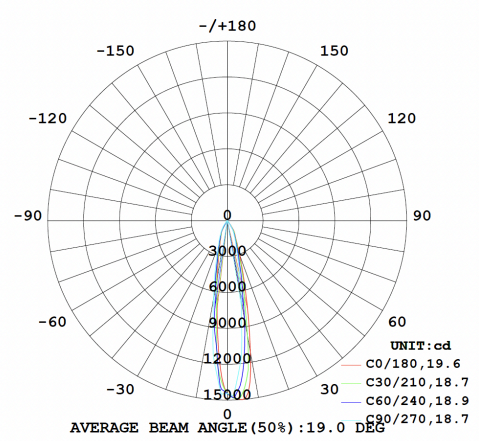
Photometrics

(standard beam angles, alternative available on request)

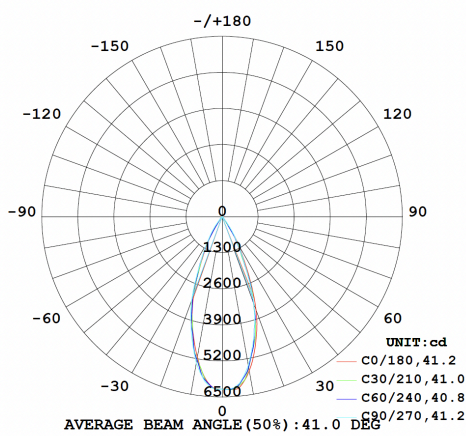
Narrow (15°) at 23W



Narrow (19°) at 23W



Medium (41°) at 23W



Wide (56°) at 23W

