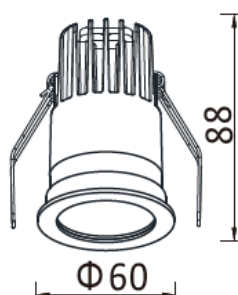





ELVIS DR-A096 (High Efficacy)

Effortlessly accentuate specific areas or features with the Elvis downlight. Its adjustable design can accommodate the most varied applications and boasts an anti-glare device as well as an efficient heatsink ensuring the lifetime of the source. The Elvis series offers fixed, adjustable, IP, trimmed and trimless designs making this series a versatile solution for your lighting needs. This series is designed and manufactured to deliver optimum performance in any environment.




Model	System Power (W)	Source Lumen (Lm) (CRI>90, 3000K)	System Lumen (Lm) / Beam Angle (CRI>90, 3000K)	
			Medium (16°/23°)	Medium (29°/34°)
DR-A096-A	6	800	514	499
DR-A096-B	10	1314	792	785

CRI	CCT	Material	LED Lifetime	Colour	Voltage	Dimming
>90	3000K/4000K	Aluminium	L80(12K) > 66,000 hrs L90 (12K) > 41,000 hrs	BK / WH	220-240V	Available on request



Accessories

(available on request)



Honeycomb Louvre



Elliptical Lens



Glass Lens

Photometrics

(standard beam angles, alternative available on request)

