

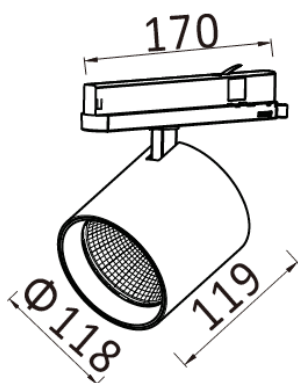


GALLERY ST-C441 (High Efficacy)

The streamlined and compact design of the Gallery series allows for a built-in driver. This compact luminaire is powerful enough for any commercial or retail application offering a versatile range of output levels and beam angle options, and our market-leading colour rendering. This spotlight series offers a compact design with the highest performance standards.

All our fixtures fit standard three-circuit track and adjust easily through 90° in the vertical plane and 355° in the horizontal plane. Options include the choice of CCT colour, body colour, honeycomb louvres, glass lens, elliptical lens and barn door cut-off control.

The Gallery series is available as a track spot or pendant configuration.




Model	System Power (W)	Source Lumen (Lm) (CRI>90, 3000K)	System Lumen (Lm) / Beam Angle (CRI>90, 3000K)			
			Narrow (11°)	Narrow (20°)	Medium (43°)	Wide (59°)
ST-C441-L	36	4384	3963	3975	3884	3984

CRI	CCT	Material	LED Lifetime	Colour	Voltage	Dimming
>90	3000K/4000K	Aluminium	L80 (12K) > 66,000 hrs L90 (12K) > 41,000 hrs	BK / WH	220-240V	Available on request

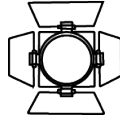


Accessories

(available on request)



Honeycomb Louvre



Barn Door



Elliptical Lens



Glass Lens

Photometrics

(standard beam angles, alternative available on request)

