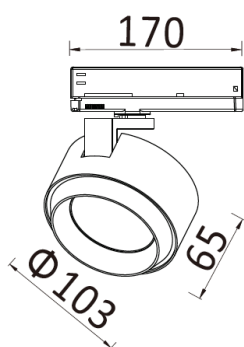




MASTER ST-C400

The newly designed Master series offers precision and versatility with its stylish appearance. Crafted with top-tier lenses as optical accessories and integrated driver adapters, glare is minimised to perfection, ensuring optimal illumination. Available in three sizes with accessory choices including cross louvre, honeycomb lens, wall washer, barn door and elliptical optical accessory.

All fixtures fit a standard three-circuit track and adjust through 90° vertical plane and 355° horizontal plane.




Model	Source Power (W)	System Power (W)	Source Lumen (Lm) (CRI>90, 3000K)	System Lumen (Lm) / Beam Angle (CRI>90, 3000K)			
				Narrow (18°/18°/21°)	Narrow (22°/26°/26°)	Medium (31°/35°/34°)	Wide (52°/54°/53°)
ST-C400-H	12	14	1586	1269	1315	1363	1432
ST-C400-J	16	19	2269	1811	1840	1900	1978
ST-C400-K	24	27	3107	2388	2503	2566	2637

CRI	CCT	Material	LED Lifetime	Colour	Voltage	Dimming
>90	3000K/4000K	Aluminium	L80(12K) > 66,000 hrs L90 (12K) > 41,500 hrs	BK / WH	220-240V	Available on request

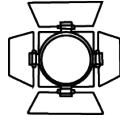


Accessories

(available on request)



Honeycomb Louvre



Barn Door



Elliptical Lens



Cross Accessory



Wall Washer

Photometrics

(standard beam angles, alternative available on request)

