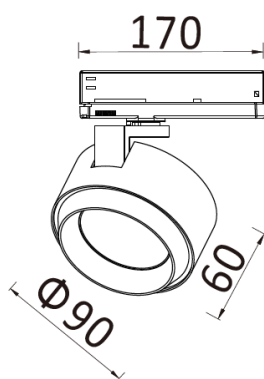




MASTER ST-C399

The newly designed Master series offers precision and versatility with its stylish appearance. Crafted with top-tier lenses as optical accessories and integrated driver adapters, glare is minimised to perfection, ensuring optimal illumination. Available in three sizes with accessory choices including cross louvre, honeycomb lens, wall washer, barn door and elliptic optical accessory.

All fixtures fit a standard three-circuit track and adjust through 90° vertical plane and 355° horizontal plane.




Model	Source Power (W)	System Power (W)	Source Lumen (Lm) (CRI>90, 3000K)	System Lumen (Lm) / Beam Angle (CRI>90, 3000K)			
				Narrow (15°/21°/26°)	Medium (19°/25°/30°)	Medium (26°/29°/34°)	Wide (47°/48°/47°)
ST-C399-A	7	8	872	732	685	739	727
ST-C399-B	11	14	1586	1319	1257	1331	1329
ST-C399-J	16	19	2269	1747	1694	1720	1751

CRI	CCT	Material	LED Lifetime	Colour	Voltage	Dimming
>90	3000K/4000K	Aluminium	L80(12K) > 66,000 hrs L90 (12K) > 41,500 hrs	BK / WH	220-240V	Available on request

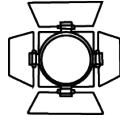


Accessories

(available on request)



Honeycomb Louvre



Barn Door



Elliptical Lens



Cross Accessory



Wall Washer

Photometrics

(standard beam angles, alternative available on request)

