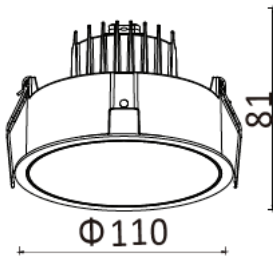




GRACE DR-A382 (High Efficacy)



Grace adopts an innovative all-in-one design integrating the heatsink and outer trim. It effectively expands the heat dissipation area and improves the lifetime of the light fixtures. Equipped with lenses as optical accessories and offering a variety of front reflector colours, the Grace series effectively minimises glare. Available in fixed, adjustable and surface-mounted versions to suit your specific needs.



Model	System Power (W)	Source Lumen (Lm) (CRI>90, 3000K)	System Lumen (Lm) / Beam Angle (CRI>90, 3000K)			
			Narrow (18°/21°/26°)	Medium (19°/23°/29°)	Medium (33°/35°/41°)	Wide (57°/56°/56°)
DR-A382-A	6	801	531	623	648	619
DR-A382-B	9	1314	1011	1068	1066	1095
DR-A382-J	14	2016	1487	1593	1601	1642


CRI	CCT	Material	LED Lifetime	Colour	Voltage	Dimming
>90	3000K/4000K	Aluminium	L80 (12K) > 66,000 hrs L90 (12K) > 41,000 hrs	BK / WH	220-240V	Available on request



Accessories

(available on request)

Reflectors available in different colours



Golden



Chrome Black



Silver



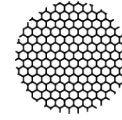
Black



Chrome



White



Honeycomb Louvre

Photometrics

(standard beam angles, alternative available on request)

