

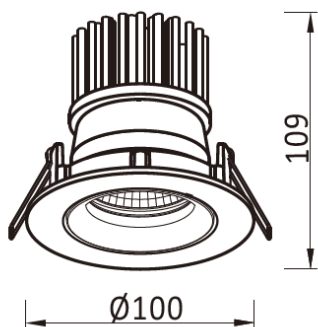


## ISABEL SR-EC15

Isabel is a compact luminaire for lower-level and more precise accenting. Available as a fixed or adjustable version, it is perfect for highlighting key elements of your design.

Energy efficiency is a key component of our product focus and Isabel will ensure significant energy savings over traditional solutions. CCT colours, a honeycomb louvre and a glass diffuser are optional.

Phase dimmable with 0-10V and DALI available upon request.



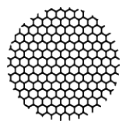
Model	Source Power (W)	System Power (W)	Source Lumen (Lm) (CRI>90, 3000K)	System Lumen (Lm) / Beam Angle (CRI>90, 3000K)		
				Narrow (22°/23°)	Medium (30°)	Medium (36°)
SR-EC15-A	7	8	852	662	660	690
SR-EC15-B	12	14	1586	1114	1131	1165

CRI	CCT	Material	LED Lifetime	Colour	Voltage	Dimming
>90	3000K/4000K	Aluminium	L80(12K) > 66,000 hrs L90 (12K) > 41,500 hrs	BK / WH	220-240V	Available on request

## Accessories

(available on request)



Honeycomb Louvre

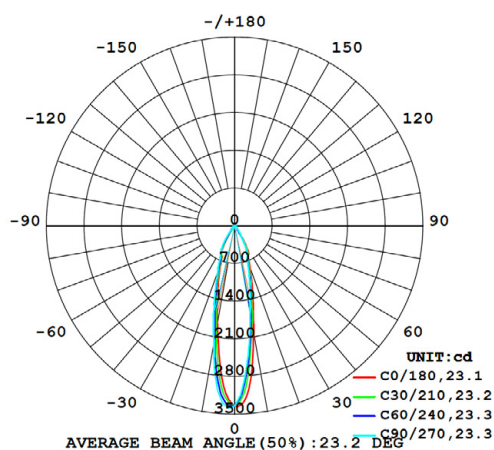


Glass Lens

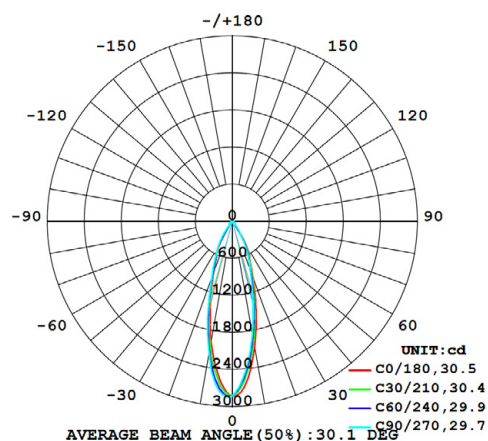
## Photometrics

(standard beam angles, alternative available on request)

Narrow (23°) at 14W



Medium (30°) at 14W



Medium (36°) at 14W

