

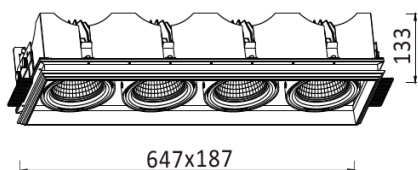
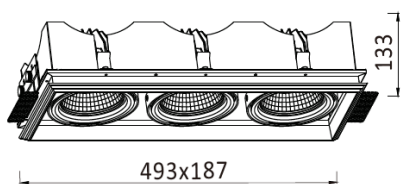
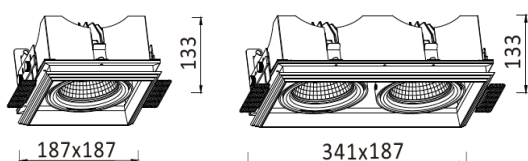


## MAGIC BOX SR-C110 (Trimless)



The Magic Box series is available in single, double, triple and quadruple lamp configurations for all commercial applications. It provides availability for high-lumen output, a varied reflector range for different beam angles and safety glass.

Energy efficiency is a key component of our product focus, and the Magic Box series will ensure significant energy savings over traditional solutions.



- (1) 165x165
- (2) 325x165
- (3) 470x165
- (4) 620x165



Model	Source Power (W)	System Power (W)	Source Lumen (Lm) (CRI>90, 3000K)	System Lumen (Lm) / Beam Angle (CRI>90, 3000K)			
				Narrow (11°/12°/12°/13°)	Narrow (20°/20°/20°/21°)	Medium (44°/45°/45°/45°)	Wide (60°/61°/61°/61°)
SR-C110-J	17	19	2269	2060	2037	2016	2014
SR-C110-K	25	27	3107	2866	2825	2802	2725
SR-C110-L	32	35	3985	3611	3535	3501	3404
SR-C110-M	36	39	4454	4146	4083	4046	3928

CRI	CCT	Material	LED Lifetime	Colour	Voltage	Dimming
>90	3000K/4000K	Aluminium	L80(12K) > 66,000 hrs L90 (12K) > 41,500 hrs	BK / WH	220-240V	Available on request

Model	Source Lumen (Lm) (CRI>90, 3000K)
SR-C110-2-J	2x2269
SR-C110-2-K	2x3107
SR-C110-2-L	2x3985
SR-C110-2-M	2x4454

Model	Source Lumen (Lm) (CRI>90, 3000K)
SR-C110-3-J	3x2269
SR-C110-3-K	3x3107
SR-C110-3-L	3x3985
SR-C110-3-M	3x4454

Model	Source Lumen (Lm) (CRI>90, 3000K)
SR-C110-4-J	4x2269
SR-C110-4-K	4x3107
SR-C110-4-L	4x3985
SR-C110-4-M	4x4454

