

## LPA-TR-CL12030-35 (IP65)

The Cleanroom fitting has been designed to meet the requirements of healthcare and cleanroom applications. It offers easy, quick cleaning, long lifetime and high colour rendering perfect for medical and hygiene environments.

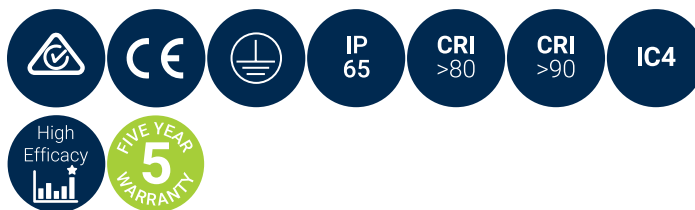
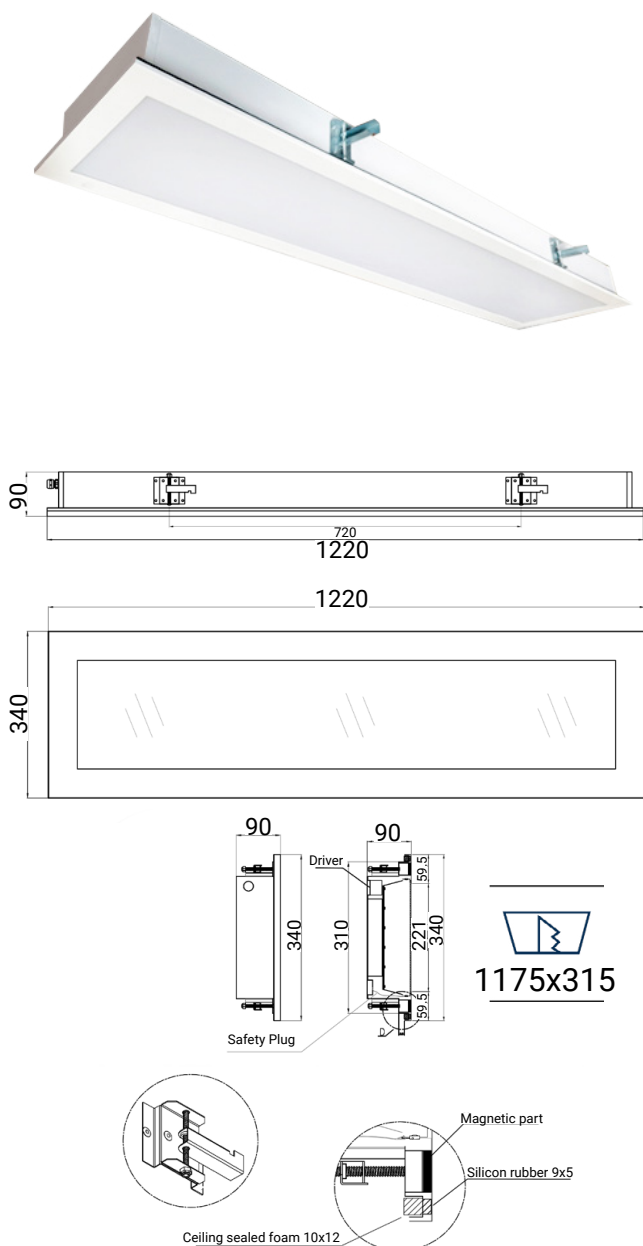
A simple and modern fitting achieving optimal performance and energy efficiency. With a variety of illumination levels and power outputs, our range of luminaires deliver flexibility ensuring the best lighting outcome for every client.

Available in IP44 or IP65, the Cleanroom can be plaster recessed or surface mounted. This luminaire is available in a cyanosis version compliant with COI standards.

**Applications:** hospitals, clinics, laboratories, medical centres and food preparation areas.

### PRODUCT FEATURES

- Light output: Up to 3,300Lm
- Efficacy: Up to 96Lm/W
- Life time: L80B10 (10K) >60,000 hrs
- Colour rendering exceeds CRI:>90
- CCT options: 4000K (3000K available on request)
- Installation: Plaster Recessed or Surface Mounted
- Diffuser: Opal
- Dimming: Dali on request
- Connection: Flex & plug
- Warranty: Five Year



Model	Delivered Lumens	System Power	CCT	Beam Angle
TR-CL12030-35-3K (IP65)	3300Lm	35W	3000K	115°
TR-CL12030-35-4K (IP65)	3300Lm	35W	4000K	115°

CRI	Material	Voltage	Colour	Dimming Options
3000K @ CRI >80 4000K @ CRI >90	Aluminium	220-240VAC	White	Available on request

---

## Accessories

(available on request)

---



### LPA-AC-SF-CL-IP65-WH

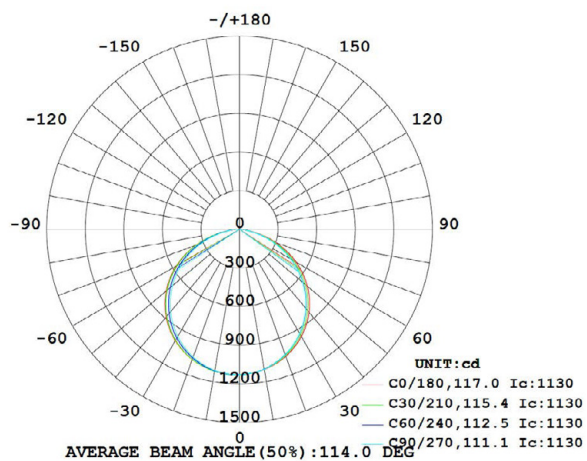
Surface Mounted Deep Frame  
1250x370x100

---

## Photometrics

(standard beam angles, alternative available on request)

---



---

For office locations visit [www.lpalighting.com](http://www.lpalighting.com)