



Car-Go 125 | 8 W | diffuse | Floor recessed

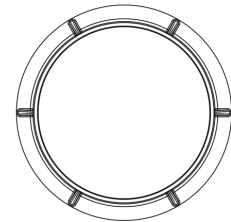
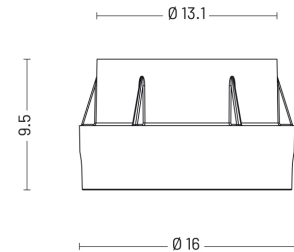
Cod: CG60IPTDHB7ZU

Drive over 2000 Kg | 20 km/h



## Technical Specifications

Source lamp	LED 8 W
Total wattage	8
Voltage	24 Vdc
Control	Power supply not included
Luminous flux (*Source flux)	155 lm (590 lm*) @ 3000 K
Luminous efficacy	31 lm/W @ 3000 K
McADAM steps	3
Beam	diffuse
CRI	>90
Life time	L 70 > 50.000 h Ta 25°C L 70 > 50.000 h Ta 40°C
Energy efficiency class	A++
IP rating	67
IK rating	10
Insulation class	III



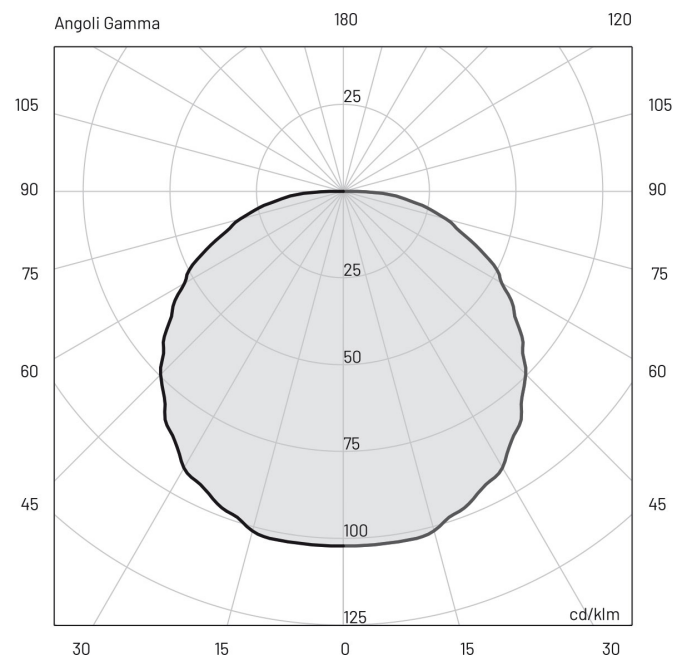
## Materials

Body	Extruded aluminium EN AW6026
Diffuser	Opal glass
Finishing	White - Glass

E (lux)

## Photometry

H (m)	lux (3000 K)	Ø (m)
1.00	96	3.76
2.00	24	7.52
3.00	11	11.28
4.00	6	15.05
5.00	4	18.81



## Included accessories

- 1 m length cable -05RN-F
- Housing box

## Available accessories

<b>0303003</b>	Glass lifting suction pad
<b>00KCG.01</b>	Recessed box adjusting kit
<b>0404M011</b>	Single connection IP68
<b>0409M019</b>	Three-way connection box mini
<b>0409BT016</b>	Transformer _ 24 Vdc - 100 W
<b>0409BT014</b>	Transformer _ 24 Vdc - 12 W
<b>0409BT015</b>	Transformer _ 24 Vdc - 25 W

For office locations visit [www.lpalighting.com](http://www.lpalighting.com)