



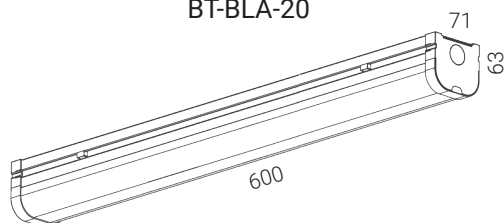
## BLAINE BATTEN

The Blaine is the ideal batten providing even light distribution with anti-glare PC diffuser. The simple modular design construction ensures easy installation suitable and ensures no ingress of bugs and dust into the diffuser. The Blaine is available in 600mm and 1200mm configurations with up to 4,501Lm. LPA indoor battens have a projected lamp life of 50,000 hours

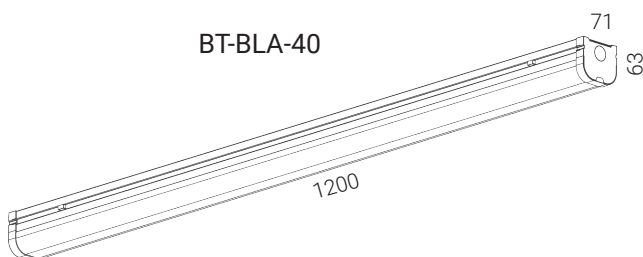
**Applications:** Offices, classrooms, service areas, access areas, workrooms, workshops, storerooms, loading bays and private parking areas (weather protected).



BT-BLA-20



BT-BLA-40



### PRODUCT FEATURES

- Light output: Up to 4,501Lm
- Efficacy: Up to 115Lm/W
- Ideal for all interior applications
- Life time 50,000 hours
- Colour rendering exceeds CRI>80
- Beam Angle 120°
- CCT options 3000K/4000K/5000K
- 600mm and 1200mm configurations
- Available colour: white
- Five Year Warranty



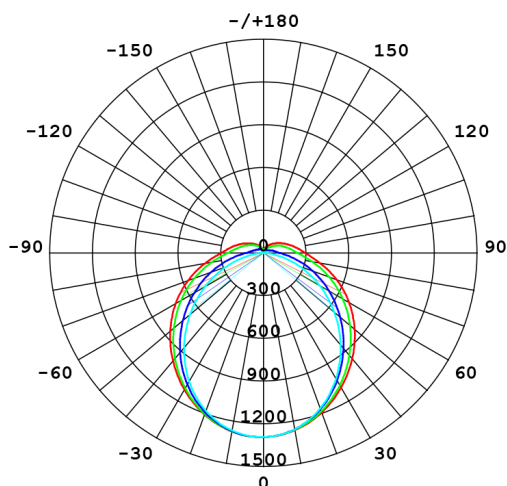
Model	Lumen Output	System Power	CCT	Beam Angle
BT-BLA-20	2049Lm/2177Lm/2045Lm	20W	3000K/4000K/5000K	120°
BT-BLA-40	4212Lm/4501Lm/4243Lm	40W	3000K/4000K/5000K	120°

CRI	Material	Voltage	Colour	Dimming
>80	Aluminium	220-240V AC, 50/60Hz	White	DALI / Non-Dim



## Photometrics

(standard beam angles, alternative available on request)



# BLAINE BATTEN

## Physical

Height:	63mm
Width:	71mm
Length:	600mm/1200mm
Weight:	0.65kg/1.15kg

## Control and Programming

Dimming:	DALI / Non-Dim
----------	----------------

## Construction

Fixture:	Aluminium
Fixture colour:	White
Impact rating:	IK08
Protection rating:	IP20

## Connection

Power connection:	Hard wired
-------------------	------------

## Output

Luminous Flux:	20W - 2049Lm/2177Lm/2045Lm 40W - 4212Lm/4501Lm/4243Lm
Efficacy:	Up to 115Lm/W
Beam Angle:	120°
CCT:	3000K/4000K/5000K
CRI:	>80
LED Lifetime:	50,000 hours

## Electrical

Input Voltage:	220-240V AC, 50/60HZ
Power:	20W/40W
Power Factor:	>0.9

## Thermal

Operating Range Tc:	-35° to 55°C
---------------------	--------------