

Warranty (Australia Only)



Our goods come with guarantees that cannot be excluded under the Australian Consumer Law. You are entitled to a replacement or refund for a major failure and compensation for any other reasonably foreseeable loss or damage. You are also entitled to have the goods repaired or replaced if the goods fail to be of acceptable quality and the failure does not amount to a major failure.

In accordance with LPA's standard Terms and Conditions of sale, LPA warrants for repair or replacement this product against manufacturing and material defects for a period of 5 years subject to the product being correctly installed by a licensed electrical contractor (where required by law) without modification and operated in accordance with the intended purpose, operating environment and specified voltage range. Warranty is based on an operating life-cycle of 4000hrs per year and is in addition to all rights and remedies that the customer has under Australian Consumer Law.

This warranty does not cover:

- General wear and tear.
- Costs of removal and return to LPA or service agent for repair/replacement.
- Any type of consequential loss or damage to the product caused by negligence, misuse, improper installation, storage or maintenance and vandalism.
- Failures due to exposure to extreme conditions i.e.: thunder, lightning, water ingress, fire, bad ventilation or other conditions beyond the control of LPA.
- Failures due to compatibility issues between the products and the installation environment i.e.: control systems, harmonic oscillation and power supply
- Products that have been modified or repaired by unauthorised personnel
- Change, discoloration or embrittlement of product materials due to natural aging.
- Faults in or damages to integral parts or consumables used in the product which must be regularly replaced as a matter of principle, e.g., LED COB, LED drivers, batteries, accumulators, emergency lighting modules, mechanical wear and tear, etc.;

Other than the obligation to repair or replace as provided above, LPA shall have no liability for any losses, expenses or damages because of the installation, use, inability to use, removal or replacement of any LPA product. LPA will not under any circumstances whether because of breach of contract, breach of warranty, tort, strict liability or otherwise be liable for consequential, incidental, including but not limited to, loss of profits or revenues, loss of any other goods or associated equipment or damage to any associated equipment, cost of capital, cost of substitute products, facilities or services, down time cost or claims of claimant's customers.

To make a warranty claim, the claiming party must notify LPA in writing, via email or via the form located on our website:


e-mail: warrantyaus@lpalighting.com

web: www.lpalighting.com

Contact:
Att: Warranty Returns
LPA
16a Palmer Parade,
Victoria, Australia 3121



INSTALLATION INSTRUCTIONS



BLAINE BATTENS

20W, 40W

Warnings & Cautions

NOTE: IN THE INTERESTS OF SAFETY, PLEASE READ THESE INSTRUCTIONS BEFORE INSTALLATION AND USE.

ATTENTION : MUST BE INSTALLED BY A LICENCED ELECTRICIAN

WARNINGS:

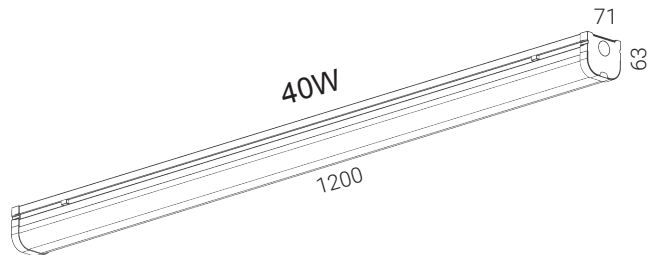
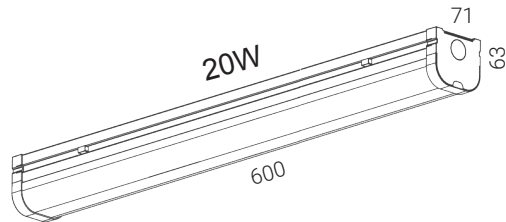
ALL ELECTRICAL INSTALLATION WORK MUST BE CONDUCTED BY A LICENSED ELECTRICAL CONTRACTOR ACCORDING TO THE RELEVANT AUSTRALIAN STANDARD. DISCONNECT POWER BEFORE INSTALLATION OR SERVICING. NO USER SERVICEABLE PARTS

RISK OF BURN INJURY - During and after operating unit may be hot, always ensure that unit has been allowed to cool prior to touching or moving.

- No user serviceable parts inside - risk of electrical shock.
- Failure to follow these instructions can result in serious injury, electric shock or death.
- Always isolate the mains supply prior to conducting any electrical work.
- Disconnect the power supply when conducting any maintenance or cleaning.
- Always take care when installing at height.
- Ensure that the batten is installed securely and adequately stable.


Specifications

Wattage: 20W, 40W
Efficacy: Up to 115lm/W
CCT: 3000K/4000K/5000K
Beam Angle: 120°
CRI: >80
Voltage: 220-240V 50/60Hz
Power Factor: >0.9
IP Rating: IP20
Dimming: Not suitable
Ta: 45°

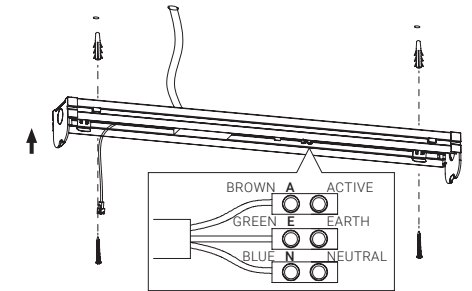


Installation Instructions

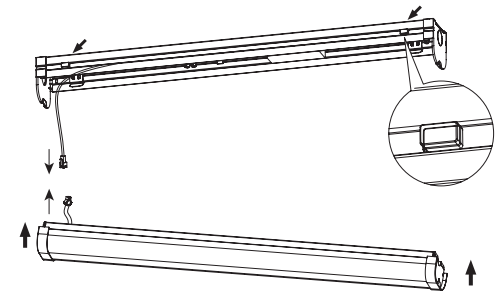
1. Press the snap-on buttons on side of unit and remove the light source assembly.



2. Using the base as a template, mark and drill mounting holes. Use rawl plugs if required. Mount product to ceiling.
3. Connect the mains cable to the terminal block. Refer to wiring diagram.



4. Connect the light source to the base. Press the snap-on button and fix the cover to the base.



5. Installation complete



NOTE: The light source contained in this luminaire shall only be replaced by the manufacturer of his service agent or a similar qualified person.

