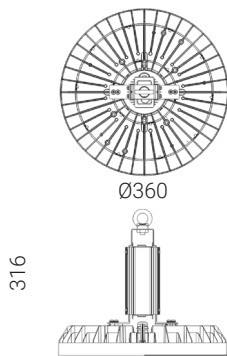




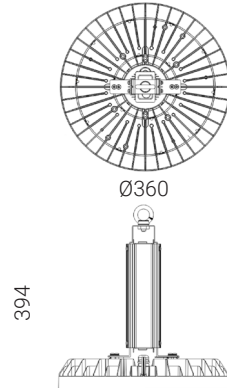
ALTITUDE PRO

The Altitude Pro is a high-endurance LED highbay for installations where an extended warranty period is required e.g. 10 years ($t_a < 50^\circ\text{C}$) or for installation in situations with a high ambient temperature up to 50° (with a warranty of 5 years).

100/120W



150W



PRODUCT FEATURES

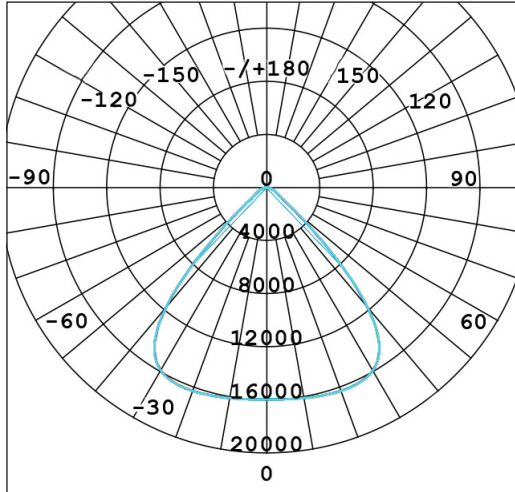
- Light output, up to 30,000Lm
- Efficacy (up to 150Lm/W) delivering superior energy efficiency
- Ideal for all commercial applications
- Life time <50,000 hours
- Colour rendering exceeds CRI:70
- Beam Angle: 120°
- CCT options: 5000K
- High temperature operation
- Available colour: black
- Dimming options on request
- Five Year Warranty (High temperature operation $<60^\circ\text{C}$)
- Ten Year Warranty (Standard operation $<50^\circ\text{C}$)



Model	Source	Lumen Output	System Power	CCT	Beam Angle
HB-ALTP-100	LUMILEDS	15000Lm	100W	5000K	120°
HB-ALTP-120	LUMILEDS	22500Lm	150W	5000K	120°
HB-ALTP-150	LUMILEDS	30000Lm	200W	5000K	120°
CRI	Driver	Material	Voltage	Colour	Dimming
>70/80	PHILIPS/XITANIUM	Aluminium	220-240 VAC	BLACK	Available on request

ALTITUDE PRO

Photometrics (standard beam angles)



Physical

Height:	316/394mm
Diameter:	Ø360
Weight:	4.8/5.2kg

Control and Programming

Dimming:	Available on request
----------	----------------------

Construction

Fixture:	Aluminium
Fixture colour:	BLACK
Lens:	Polycarbonate
Impact rating:	IK08
Protection rating:	IP65

Connection

Power connection:	AU/EU/US Standard Plug
-------------------	------------------------

Output

Luminous Flux:	15000/22500/30000Lm
Efficacy:	150Lm/W
Beam Angle:	120°
CCT:	5000K
CRI:	>70/80
Lifetime:	<50,000 hours

Electrical

Input Voltage:	220-240 VAC, 50/60HZ
Power:	100/150/200W
Power Factor:	>0.93

Thermal

Cooling:	Integrated diecast heatsink
Operating Range Tc:	-30° to 50°C

* Note warranty period is variable as per operating temperature